



Complete Woodcare Range



Protek are independent UK manufacturers of quality ecologically considerate timber coatings and preservatives



WATER BASED ● LOW ODOUR ● HIGH QUALITY
SUITABLE FOR USE AROUND CHILDREN, PETS & PLANTS



Since man came out of the cave timber has been the first choice for building materials, yet without treatment all softwood and most hardwoods can quickly succumb to fungicidal, bacterial or insect ravages.

It is Protek's task as manufacturers of quality wood stains, decorative timber coatings and preservatives, to design treatments that are effective and long lasting, while aiming not to harm the user or any flora and fauna that comes into contact with it.

Protek Woodcare range is the attractive and effective solution to looking after all types of outdoor timber. Each product is skilfully made to minimise any human health and safety risk and the effect on the environment. They can be used on a variety of finished states such as rough sawn or planed surfaces and will leave a natural looking coloured stain high build finish.

Protek in the environment

The Protek wood stain range originated in the 1980s using only water-based technology for the treatment and preservation of wood. This was a time when most people still used creosote to treat their timber. Our mission at Protek was to change the manufacture of all fencing and shed products to our new water-based wood stains and treatments. We promoted the use of water-based formulas containing organic pigments against oil and solvent based high VOC (volatile organic compounds) products as the way forward. They were (and still are) easier and nicer to use and have a far lower environmental impact.

The decisions we make today to limit the impact we have on the environment is the same philosophy that Protek was created on and one we continue to improve upon. The processes we employ to make the products are in the most energy efficient ways possible. Our longterm commitment to reusing materials and waste on-site within our products are as important to minimising the impact on the environment as the ingredients we put in to make our comprehensive range of wood stains. With natural resources being under pressure by human demands, we can all do our bit by using water-based wood stains and coatings to protect the timber we use to make it last a lifetime.

ABOVE:
Playhouse painted with Wood Stain & Protector in Poppy with frames in Royal Exterior Snow

FRONT COVER TOP LEFT:
Summerhouse treated in Royal Exterior Cornish Cream & Sage Leaf. Fencing in Wood Stain & Protector Soft Sage

FRONT COVER TOP RIGHT:
Pergola coated in Wood Stain & Protector Lilac courtesy of ITV1's "Love Your Garden"

FRONT COVER BOTTOM LEFT:
UK Garden Buildings Summerhouse painted in Royal Exterior Cornish Cream

BACK COVER:
Barbeque house and fascias painted in Wood Stain & Protector Sky Grey Blue; Pool House, Scotland

Three Steps to Protect	Page 4
Wood Preserver	Page 5
Royal Exterior Colour Chart	Page 6
Royal Exterior Information	Page 7
Wood Stain & Protector Colour Chart	Page 8
Wood Stain & Protector + Top Coat Information	Page 9
Shed & Fence Colour Chart	Page 10
Shed & Fence Information	Page 11
Decking Stain Colour Chart	Page 12
Decking Stain Information	Page 13
Stable Coat Colour Chart	Page 14
Stable Coat Information	Page 15
Gallery & Makeovers	Page 16
Gallery & Makeovers	Page 17
Application Guide	Page 18
Health & Safety	Page 19



Obelisk treated with Protek Wood Stain & Protector Sky Grey Blue; Pool House, Scotland



Knowing what kind of product to buy and when and why to apply it can be a confusing job, so here we have broken it down into three simple steps.



PREPARE & PRESERVE

● **Sand, clean & dry**

Our products can be applied over the top of old weathered coatings, but for best results apply wood stains to bare timber. Ensure timber is clean & dry.

● **Wood Preserver**

If your external timber isn't pressure treated or the preservative chemicals have expired, apply Wood Preserver to protect against rot & fungi.

● **Knotting Agent or Stain Blocking Primer if desired**

Apply to prevent resinous knots from staining the coating.



COLOUR & PROTECT

● **Colour**

Apply coloured coating to keep the timber looking attractive, create a stunning garden design or fit in with other external timber.

● **Protect**

The coloured wood stain also creates a protective coating that will weather-proof timber and stop it getting damaged by rain and exposure to the elements.

Use Royal Exterior or Interior, Wood Stain & Protector, Shed & Fence, Stable Coat or Decking Stain to colour and protect.



EXTRA PROTECTION

● **Apply Clear Top Coat for extra protection**

Use in areas that are subjected to high levels of exposure or to seal a coloured coating where only one coat has been applied for aesthetic purposes. Clear top coats available in Royal, Wood Stain & Protector, Stable Coat & Decking Stain.

● **Algaecide/Algae Inhibitor**

Apply on top of coatings in areas that are prone to algae growth if desired.

● **Varnish** (water-based polyurethane breathable products preferable)

Apply on top of interior coatings that will be subjected to high levels of wear and tear such as floorboards, table tops and kitchen work surfaces.



Protek Wood Preserver is a water-borne product based on modified vegetable oil. It contains active ingredients effective against wood destroying and wood discolouring fungi. Protek Wood Preserver penetrates wood easily and thereby gets deep into inner layers.

It is moisture regulating and provides an adhesive surface for subsequent treatment with finishing paints (top coat). It acts against wood destroying and wood staining fungi (blue stain), according to EN152, EN113, EN73, EN84 and also conforms to EN71 parts 2 & 3 relating to child toy safety and flammability. After drying it is odourless.

For use on all outside wood, which is not in direct contact to soil or surface water, e.g. cladding, fascias, windows (inner and outer parts), exterior doors (inner and outer parts), car ports, shutters, balcony railings and cut timber.

Application Guide

Wood surfaces must be clean and dry before treating

New wood:

No pre-treatment necessary

Renovation:

All coatings should be completely removed. If necessary grey or deteriorated wood should be sanded down to a clean, sound surface. Wood should be frost-free when treated

Protek Wood Preserver is a ready-to-use product and does not need to be diluted

Apply by synthetic brush designed for water-borne products, spreading thinly and evenly

Requires 2 - 3 coats depending on wood species and surface characteristics

Effective against wood destroying fungi and blue stain at 160ml/m²

Dries in 12 hours under normal conditions

Allow a minimum of 24 hours drying time under normal conditions before application of a top coat. **NOT FOR INDOOR USE**

Benefits:

Employs spirit-based technology into a water-based product

Clear water-based pre-treatment

Renewable resource technology

Long lasting protection against rot & blue stain

Moisture regulating adhesive surface

Lasts up to 5 years

Easy water clean up

Low odour and low VOC's

Priming basecoat preservative

Recommended coverage approx 6m² per litre

Penetrates deeply

AVAILABLE IN 1, 2.5, 5 and 20 LITRE CONTAINERS

Use biocides safely. Always read the label and product information before use



ROYAL EXTERIOR COLOUR CHART

NATURAL STAINS

Clear	Golden Oak	Golden Pine	Antique Pine	Antique Teak	Golden Cedar
Cedar Wood	Hazelnut	Oak	Walnut	Warm Oak	Mahogany

OFF WHITES

Snow	China Clay	Lime White	Ice Blue	Rose Pink	Cornish Cream
------	------------	------------	----------	-----------	---------------

SOFT COLOURS

Antique Rose	French Lilac	Lavender	Lemon Yellow	Drawing Room Gold	Soft Mocha
Cashmere	Stone Grey	Warm Clay	Taupe	Silver Grey	Dove Grey
Mushroom	Spring Green	Meadow Green	Pond Green	Sage Leaf	Olive Green
Eggshell Blue	Mendip Mist	Heritage Blue	Somerset Blue	Porcelain Blue	

VIBRANT COLOURS

Czar Plum	Mauveine Purple	Fuchsia Pink	Regency Puce	Carmine Red	Pillarbox Red
Saffron	Lime Green	Ivy Green	Jungle Green	Forest Green	Teal
Slate Grey	Anthracite Grey	Iris Blue	Midnight Blue	Black	

Colour swatches have been created in a controlled studio environment by photographing softwood painted in 2 coats of woodstain. Please note that there will be variations in colour interpretation on different VDUs and printing processes may slightly alter the colours. Final colours may also be affected by the timber that it is applied to (pale softwood as opposed to dark hardwood) and could be affected if you are over-coating previous treatments. If in doubt sample pots are available.



ROYAL EXTERIOR SUPERIOR WOOD FINISH

LEFT: Front door painted in Somerset Blue with panelling in China Clay

CENTER: UK Garden Buildings summer house treated with Royal Exterior Leafy Herb (bespoke colour) and Parsonage Cream

RIGHT: Stable door treated with Clear Wood Preserver then weather-proofed with Royal Exterior Sage Leaf



From the hills of Somerset Protek brings you the Royal range, a high quality decorative wood finish. Inspired by the lush countryside and rich heritage houses nestled within, the colours in the extensive Royal range are classic, contemporary and fit perfectly with modern design. Royal has been specially designed to give a long lasting protective coating with a soft lustre that allows the wood grain to show through.

Royal Exterior Superior Wood Finish is a high-grade water-repelling timber treatment that contains a mould inhibitor to protect the coating. It is perfect for use on all softwood and hardwood products such as windows, doors, conservatories, summerhouses, gates, cladding and garden furniture. This hard-wearing coating can be used on horizontal and vertical surfaces. Royal Exterior wood finish is low in odour and with low VOC (volatile organic compounds). It complies to EN71 parts 2 & 3 relating to child toy safety and flammability. The unique formulation is a water-based acrylic and alkyd hybrid that incorporates a polyurethane dispersion based on linseed oil - a renewable resource.

Suitable For:

- Conservatories ✓
- Gates ✓
- Cladding ✓
- Garden Furniture ✓
- Summerhouses ✓
- Windows & Doors ✓

COVERAGE: APPROX. 8m² PER LITRE
AVAILABLE IN 1, 2.5, 5 and 25 LITRE CONTAINERS

Royal Interior is also available in the full Royal Exterior colour range for use on interior wood and joinery including skirting boards, window and door frames, furniture, doors, kitchen units and wood panelling.

A 1 litre tin will cover approximately 8m² depending on moisture content and porosity of the timber. It is recommended that 2 - 3 coats be applied. Royal Exterior Wood Finish is a high build formulation so each extra coat increases the colour and sheen. No primer or basecoat required. If applying to bare timber a knotting agent or stain blocking primer should be applied prior to Royal to prevent any possible resin bleed staining the coating.



WOOD STAIN & PROTECTOR COLOUR CHART



Protek Wood Stain & Protector is a multi-purpose garden paint that will colour and protect garden timber. Transform your garden into a stunning design with this easy to apply environmentally considerate water-based wood stain that will also adhere to terracotta pots and masonry.

Wood Stain & Protector is suitable for vertical surfaces and can be applied to planed (finished) and rough sawn timber.

Fencing painted with 1 coat of Wood Stain & Protector Pale Sage

Cranberry Crush	Teak	Warm Stone	Spruce
Poppy	Cedar	Warm Grey	Grass Green
Fire Engine Red	Chestnut	Silver Fir	Bristol Blue
Ethnic Red	Dark Oak	Gun Metal Grey	Peacock Blue
Marigold	Ebony	Sky Grey Blue	Cornflower
Primrose	Parsonage Cream	Beaumont Blue	Amaranth
Mustard Yellow	Biscuit	Pale Sage	Lilac
Gold	Fawn	Soft Sage	Violet
American Barn Red	Whitewash	Willow	Baby Pink

Colour swatches have been created in a controlled studio environment by photographing softwood painted in 2 coats of woodstain. Please note that there will be variations in colour interpretation on different VDUs and printing processes may slightly alter the colours. Final colours may also be affected by the timber that it is applied to (pale softwood as opposed to dark hardwood) and could be affected if you are over-coating previous treatments. In doubt sample pots are available.



WOOD STAIN & PROTECTOR + CLEAR TOP COAT




Arbour and fencing painted with Wood Stain & Protector Ebony and Poppy; Alleyne Barlow, Sheds Win Prizes competition winner 2011

WOOD STAIN & PROTECTOR

A multi-purpose and versatile quality wood stain coating that weatherproofs and protects all varieties of outdoor timber surfaces. This range is available in over 30 inspiring colours and complimentary shades that rejuvenate old and tired looking timber, giving an all year round colour that is strong and lasts. It is so good it will even adhere to masonry and terracotta pots.

Wood Protector can be applied to planed (finished) or rough sawn timber by brush, HVLP (high volume low pressure) sprayer or roller. It is quick drying and will last up to 3 years. Protek Wood Stain & Protector is a micro-porous waterproof treatment that contains a mould inhibitor to protect the coating. Wood Stain & Protector is very low in VOC (volatile organic compounds) and the use of blended organic pigments ensures that the colours are bright, pure and long lasting. It also complies to EN71-3 relating to child toy safety.

For sheds it is recommended that 2 coats be applied with only 1 coat being required for the treatment of fencing. A 2nd coat will deepen the color, make the coating more opaque and lengthen the lifespan of the coating.



Suitable For:

- Wendy Houses ✓
- Sheds & Summerhouses ✓
- Childrens Play Equipment ✓
- Masonry ✓
- Terracotta Pots ✓
- Animal Housing ✓
- Planters ✓
- Fencing & Trelliswork ✓

CLEAR TOP COAT

As part of the Wood Stain & Protector range this wood stain dries from a milky liquid to a hard wearing clear coating that acts as a protective sealant to garden timber. Clear Top Coat can be applied as a water-proofing coating that will allow the timber to grey naturally with the sun, or can be used over the top of a coloured coating in the Wood Stain & Protector range to give added protection to areas that are subjected to high levels of wear & tear. If only one coloured coating is used for aesthetic purposes, an additional coating of Clear Top Coat will protect the coloured coating and increase the levels of water repellency. Protek Clear Top Coat is also ideal for protecting internal walls and floors in garden buildings and log cabins, and once dry, leaves a coating that can be wiped clean.

COVERAGE: APPROX. 8m² PER LITRE

AVAILABLE IN 1, 5 and 25 LITRE CONTAINERS




SHED & FENCE COLOUR CHART



Prottek Shed & Fence is a cost-effective wood stain that unlike many competitor brands, can be applied to both planed (finished) and rough sawn timber. This popular wood treatment creates a micro-porous resin coating and contains wax additives for the extra protection of a water & mould resistant coating on vertical surfaces. It offers great coverage at up to 12m² per litre depending on moisture content and porosity of timber.

Prottek Shed & Fence is a water-based wood stain with very low VOCs (volatile organic compounds) and good eco-credentials. Once dry it is not harmful to plants, children or animals making it the ideal choice not only for fencing and sheds, but all types of animal housing.

Shed treated with two coats of Prottek Shed & Fence Russet



Colour swatches have been created in a controlled studio environment by photographing softwood painted in 2 coats of woodstain. Please note that there will be variations in colour interpretation on different VDUs and printing processes may slightly alter the colours. Final colours may also be affected by the timber that it is applied to (pale softwood as opposed to dark hardwood) and could be affected if you are over-coating previous treatments. If in doubt sample pots are available.



SHED & FENCE



Prottek Shed & Fence Wood Treatment is a waterproof wood stain that enhances the natural beauty of wood. Prottek Shed & Fence is a cost effective treatment that can be applied to planed (finished) as well as rough sawn timber. This wood stain contains wax additives for the extra protection of a water resistant coating on vertical surfaces. Prottek Shed & Fence wood stain is available in 12 attractive and natural looking colours that can be applied by brush or a pump up garden sprayer.

Prottek Shed & Fence has virtually no odour and very low VOCs (volatile organic compounds). It complies to EN71-3 relating to child toy safety and is the ideal choice not only for fencing and sheds, but all types of animal housing from chicken coups to aviaries.

For sheds it is recommended that two coats be applied for the first treatment with only one coat needed for future maintenance. For fencing one coat will colour and weather-proof with a second coat deepening the shade if so desired. Maintain every 1 to 2 years or as required.



Fencing treated with one coat of Prottek Shed & Fence in Golden Brown

Suitable For:

- Fencing ✓
- Sheds ✓
- Trellis Work ✓
- Kennels ✓
- Bird Housing ✓
- Animal Housing ✓

Benefits:

- Water Resistant & Mould Resistant Coating
- Can be applied to both Planed (Finished) and Rough Sawn Timber
- Available in a Range of Popular Traditional Colours
- Easy Water Clean Up
- Low Odour and Low in VOC
- Economical
- Suitable for Animal Housing
- Great Coverage
- Quick Drying
- Natural Looking Matt Finish
- Light Fast

COVERAGE: APPROX. 10m² PER LITRE
On average a 5 litre container will cover 50m²
AVAILABLE IN 5 and 25 LITRE CONTAINERS



DECKING STAIN COLOUR CHART



DECKING STAIN



Protek Decking Stain has been formulated using a high quality resin that provides good adhesion to the timber substrate and a stronger bonding coating making it tougher and less prone to cracking and peeling.

Suitable for use on softwood and hardwood it is easy to apply, low in VOC & odour and is deemed suitable for use around animals, children and plants.

Once dried Protek Decking Stain leaves behind a hard durable surface that can withstand foot traffic. It is a water based acrylic and alkyd hybrid that comes from linseed oil, a natural renewable resource.

Decking surface treated with Protek Nut Brown Decking Stain



Protek Decking Stain has been specially formulated to give all types of external timber decking an enriching colour that is hardwearing and lasts. It incorporates a new generation resin created from core shell technology with acrylic modification on the alkyd. It is linseed oil based meaning that not only does it have good eco-credentials, but its low particle size offers great wood penetration.

Protek's Decking Stain not only helps to enrich the decking and uphold the structural integrity of the timber, but reduces the moisture content making it less prone to frost damage.

This waterproofing stain can also be used to colour and protect hardwood and softwood garden furniture and even your summerhouses and garden sheds. It complies to EN71-3 relating to child toy safety. It is recommended that 2 coats are applied. Apply the second coat between 2 and 4 hours after the first.

Suitable For:

Decking ✓

Balustrades ✓

Garden Furniture ✓

Benefits:

Hard Wearing Protective Coating

Peel & Crack Resistant

Great Coverage

Easy Water Clean Up

Quick Drying

Low Odour and Low in VOC

Natural Finish

Water Repellent



Light Fast

Harmless to Pets & Plants once dry

COVERAGE: APPROX. 8m² PER LITRE

On average a 2.5 litre container will cover 20m² depending on the moisture content and porosity of the timber

AVAILABLE IN 2.5 and 25 LITRE CONTAINERS



Colour swatches have been created in a controlled studio environment by photographing softwood painted in 2 coats of woodstain. Please note that there will be variations in colour interpretation on different VDUs and printing processes may slightly alter the colours. Final colours may also be affected by the timber that it is applied to (pale softwood as opposed to dark hardwood) and could be affected if you are over-coating previous treatments. If in doubt sample pots are available.





STABLE COAT COLOUR CHART



STABLE COAT - CLEAR

We offer Stable Coat in a Clear un-pigmented formula for use as a top coat for stables and timber buildings that have been pressure treated and require a water-proof finish. Our Stable Coat Clear can go over coloured coatings to give improved water repellency without producing a deeper stronger colour that more coats would create. If used on its own the timber will weather naturally turning grey over time.

STABLE COAT - GOLDEN BROWN


Golden Brown is traditionally the most popular colour for stables. We supply the stable manufacturing industry and directly to stable owners so they can re-treat in the same colour. It is a rich brown colour with a golden undertone, originally matched to the old spirit-based and creosote treatments. Golden Brown is a very attractive and tasteful shade for the traditional stable yard. For a lighter shade of Golden Brown apply one coat with a top coat of Stable Coat Clear.

STABLE COAT - DARK BROWN

This strong Dark Brown treatment will cover over most existing colours and tie in any new buildings or repairs to give a uniform and elegant finish. The dark brown hue is reminiscent of traditional oil stains that were used in times past but with a more pleasing dark chocolate coloured base.

STABLE COAT - BLACK

This dramatic black will transform any stable yard into a modern stylish place, giving the buildings a sleek look of quality with the coating leaving a soft sheen. Black is one of our most popular colours being used on everything from traditional barns to new timber buildings.



Colour swatches have been created in a controlled studio environment by photographing softwood painted in 2 coats of woodstain. Please note that there will be variations in colour interpretation on different VDUs and printing processes may slightly alter the colours. Final colours may also be affected by the timber that it is applied to (pale softwood as opposed to dark hardwood) and could be affected if you are over-coating previous treatments. In if doubt sample pots are available.



STABLE COAT



Protek Stable Coat is a water-based micro-porous acrylic coating incorporating an ultra-high performance water repellency additive that uses nanotechnology to deliver an extreme hydrophobic layer of protection. Protek Stable Coat offers excellent long-term protection for stables and all other types of timber buildings. **This coating is designed for the water-proofing of pressure treated timber buildings.**

Protek has a long tradition of supplying wood treatment to stable manufacturers. We increasingly found we were being asked to supply the same product to stable owners so they could, when the time came, re-treat their stable in the same animal safe and environmentally sound product. Protek is a family run business, a family with enthusiastic horse owners that understand what kind of product is required for the busy stable yard. The product must be safe, quick and easy to use but also give a finish that is attractive, high performing and long lasting.

Stable Coat is easy to apply and suitable for use on old or new stables. It is low in odour and has a low VOC (Volatile Organic Compounds) content. It complies to EN71 parts 2 & 3 relating to child toy safety and flammability. The unique formulation has been designed to give a quick drying coat leaving a traditional finish.



1 litre will cover approximately 10m² depending on the moisture content and porosity of the timber. For the first treatment it is recommended that two coats be applied with only one coat needed for future maintenance and re-treatment. Extra coats will further enhance the colour and give more time before re-treatment is required.

Suitable For:

- | | |
|----------------------------------|------------------------|
| Stables & Outhouses ✓ | Chicken Coups ✓ |
| Animal Housing ✓ | Turkey Sheds ✓ |
| Rabbit Hutches ✓ | Kennels ✓ |

Benefits:

- | | |
|---------------------------------|------------------------------|
| Water Based | Quick Drying |
| High Water Repellency | Easy Water Clean Up |
| Pet & Plant Friendly | Low Odour and Low VOC |
| Natural Stain Finish | Great Coverage |

COVERAGE: APPROX. 10m² PER LITRE
On average a 5 litre container will cover 50m²
AVAILABLE IN 5 and 25 LITRE CONTAINERS



ABOVE: Oriental garden bridge painted in Royal Exterior Black & Pillarbox Red; Jade Pavilions

Transform your garden with Protek's Woodcare range, giving you all year round colour and protection. With complimentary colours and shades you can create a stunning garden haven.



BEFORE

RIGHT & BELOW: Before & After of Shed treated with Wood Stain & Protector Beaumont Blue & trellis in Peacock Blue. Roof painted with Midnight Blue Textured Roof Paint



AFTER



BELOW: Fencing and cupboard doors painted with Wood Stain & Protector Warm Grey; courtesy of Rosie Nottage Garden Design

RIGHT: Garden shed treated with Shed & Fence in Russet



BELOW: Fencing painted with Wood Stain & Protector Dark Oak



BEFORE



AFTER



BEFORE

ABOVE & RIGHT: Teak furniture before + power-washed ready for treatment



ABOVE & RIGHT: Teak garden furniture coated with Royal Exterior Walnut

RIGHT: Pool huts painted with Amaranth, Cranberry Crush, Spruce, Marigold, Parsonage Cream & Peacock Blue from the Wood Stain & Protector range by Rory Caffyn-Parsons



BEFORE

LEFT: Chicken coup painted with Poppy, Marigold, Amaranth and Cornflower from the Wood Stain & Protector range by Derek, winner of Win with Wood competition 2012



RIGHT: Terracotta pots painted with Wood Stain & Protector Spruce, Willow and Cranberry Crush



ABOVE: Ladybird house painted with Wood Stain & Protector Ebony and Poppy by Peter Ernst



AFTER





APPLICATION GUIDE

Before applying any of Protek's products please read and follow the instructions below and on the label. A full application guide can be found on our website.



DO'S

- Clean weathered and dirty wood using water, household detergent and a stiff brush.
- Allow the wood to dry fully before applying the first coat.
- Remove all loose and flaky wood before application.
- Some planed (finished) timber may require a light sanding before applying the first coat.
- Allow any previous treatments and coatings to weather before applying any of Protek's stains. Sanding back to bare timber will produce the best results.
- Allow 2-6 hours of drying time between applying extra coats, up to 24 hours in cold, damp conditions.
- Allow 24-48 hours of drying time before you subject decking to foot traffic.
- Allow 24-48 hours of drying time before you use your garden furniture.
- Allow at least 24 hours of drying time before letting animals back in their housing if the internal walls have been coated.

DONT'S

- Do not apply if wet weather is expected within 48 hours.
- Do not apply in temperatures below 8°C.
- Do not apply to wet, damp or frozen wood.
- Do not allow the product (wood stain) to freeze.
- Do not contaminate ponds, waterways or ditches with the wood stain or the container used.
- Dispose of responsibly.
- Do not allow splashes or drips to dry. Clean up immediately with warm water and detergent.

HOW TO APPLY

Protek's wood stains are easy to apply. The application method is up to you. Due to the thicker consistency of Royal, standard domestic pump up sprayers can get clogged so a professional/low pressure spray gun should be used.

Stir well before and during use. Splashes and drips can only be cleaned away whilst still wet. To maintain protections and waterproofing re-treat as necessary. Coverage varies depending on porosity of the timber. 2nd coat takes far less product than the 1st.

PRODUCT	Average coverage/litre	Approximate lifespan*	No. of colours
Decking Stain	8-12 sq meters/litre	1 to 3 years	9
Royal	6-10 sq meters/litre	2 to 5 years	58
Shed & Fence	8-12 sq meters/litre	1 to 2 years	12
Stable Coat	8-12 sq meters/litre	1 to 3 years	4
Wood Stain & Protector	6-12 sq meters/litre	2 to 4 years	36 + Clear Top Coat

*Varies according to exposure to sun and weather, levels of wear & tear and colour used - darker shades last longer.



HEALTH & SAFETY

Use biocides safely. Always read the label and product information before use.

PRECAUTIONS

- Wear suitable protective clothing and synthetic rubber/PVC gloves and eye protection when applying any wood stain.
- Do not breathe in the mist or spray; wear suitable respiratory equipment.
- Unprotected persons and animals should be kept away from coated area for 48 hours or until surfaces are completely dry.
- Remove or cover fish tanks and bowls before application.
- Keep out of reach of children.
- Wash splashes from skin and eyes immediately using plenty of water.
- Wash hands and exposed skin before meals and after use.
- Keep in original container, tightly closed and in a safe place.
- Do not allow products to freeze.

PLEASE READ THE CONTAINER FULLY BEFORE USE.

Protek's wood stain range is water-based, environmentally considerate and used responsibly, will not injure any flora or fauna that comes into contact with it.

HOW TO CLEAN UP

- Remove all excess product from the brushes or roller and wash with warm water and detergent.
- Remove sprayer heads and allow to soak in soapy water before cleaning.
- Do not allow product to dry in pipes and nozzles.



Protek, Protecting & Colouring Your Timber

LEFT: Playhouse painted with Protek Royal Exterior Fuchsia Pink and Mauveine Purple
BELOW: Paul Nicholls' stable yard treated with Stable Coat Black





*Prolonging the service life of your timber
reduces unnecessary deforestation*



Benefits of using Protek Wood Stains:

- | | |
|------------------------------|-----------------------------------|
| <i>Long Lasting ✓</i> | <i>Easy to Apply ✓</i> |
| <i>Light Fast ✓</i> | <i>Great Coverage ✓</i> |
| <i>Quick Drying ✓</i> | <i>Pet & Plant Friendly ✓</i> |
| <i>Low VOC & Odour ✓</i> | <i>Easy Water Clean Up ✓</i> |



 Follow us on Twitter @ProtekWoodStain



*Protek, Crowne Trading Estate, Shepton Mallet, Somerset, BA4 5QQ
www.protekwoodstain.co.uk Tel: 01749 344697 Email: info@protekproducts.co.uk*